

If you use an ATV for weed spraying

you can

- ♦ set up the speed of your ATV to match the flow rate of your pumps exactly
- ♦ maintain the same speed, hour after hour, without holding the thumb throttle
- ♦ retain that same setting for use by any operator day after day
- ♦ apply spray consistently, minimise chemical wastage and save money
- ♦ reduce wear and tear on your equipment and ATV
- ♦ improve operator comfort and safety over extended periods of use

QuadCruise™

Electronic speed and spray
Cruise Control for ATV's



QuadCruise is an electronic cruise control that enables you to accurately control the speed of your ATV from as low as 3mph (4km/h) right up to 15mph (25km/h) and it can even provide power manually or automatically to your ancilliary equipment.

It is suitable for use with a wide range of equipment including herbicide sprayers, mist sprayers, vine topping and trimming equipment, snail baiters and fertiliser spreaders.

Similar in operation to a car cruise control, QuadCruise can be **SET** to a specific speed to spray a row, turned off at the end of the row by operating the brake and then **RES**umed at the press of a button for the next row. If connected, the spray system will automatically turn on and off with the cruise control. There's also a manual setting for the spray equipment for spot spraying on the move.

QuadCruise remembers the last **SET** speed even after the ignition is turned off so there's no need to reset it the next time the ATV is used. Then for different applications it's simple to **SET** a new speed as required.



Safety is every bit as important as performance and QuadCruise has built-in failsafe features. Its minimum speed limit and neutral gear monitoring prevents a child jumping on and engaging the cruise control. It will also disengage at 15mph or above double the **SET** speed. The brake always disengages the control.

To find out more please visit www.quadcruise.co.uk

Supplying Dealer

Distributor for UK & Europe

O.W.L. Vehicle Electronic Systems Ltd
O.W.L. House.
PO Box 1330
TAMWORTH B77 1AW England

Tel: +44 (0)1827 60577
Fax: +44 (0)1827 60579
www.quadcruise.co.uk



2003/346

Tested under adverse conditions in Australia & USA, now available with full European Type Approval.

QuadCruise delivers benefits to users of ATV's & Utility Vehicles over a wide range of applications and operating conditions.

The Cruise Control can hold an even speed over rough ground better than any operator.

Increased comfort with reduced stress means you can work longer hours, safely and with more comfort.

Accurate dispensing of spray or fertilizer reduces product wastage and gives ongoing financial benefits with rapid recovery of your investment in a **QuadCruise** Cruise Control.

Correct dosing and precise control provides both immediate and ongoing environmental benefits by a significant reduction in the amount of chemicals employed in every application.

The **QuadCruise** is especially suitable for continuous working between rows of crops with automatic switching at the end of each row.

But it is also just as effective when ATV's are used in a wide range of other stock and land management activities.

Off-road **QuadCruise** will make the job easier in the use of:

- Stock & game feeders
- Muck collectors
- Harrows & menage graders
- Seed spreaders & bracken crushers
- Flail & rotary mowers
- Ground rollers

In yards and industrial estates with:

- Power brushes
- Sweeper/collectors
- Salt spreaders

And with the increasing use of street-legal vehicles for:

- roadside verge weed control.

QuadCruise makes ATV's even more flexible in any application and demonstrates the value of your investment right from day one.

International



Fruit & Vegetable Show

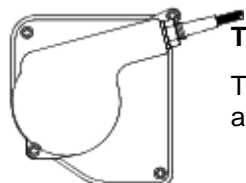
Kits now available for

- Ausa
- Bombardier
- Honda
- John Deere
- Kawasaki
- Kubota
- Polaris
- Suzuki
- Yamaha



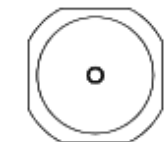
The Computer

monitors ground speed, the control switch, brake system and neutral gear selection. It then adjusts the throttle by controlling:



The electric actuator.

This controls the throttle by pulling or releasing a cable connected to:



The Cable Interface Unit (CIU).

This translates the motion from the throttle lever and the electric actuator to the carburetor via a new cable supplied in the kit.



The Control Switch

Sends instructions to the computer to engage and adjust the cruise control.



Two different versions of the control switch are supplied according to ATV model.

All models are supplied with a full installation kit including wiring looms, cable ties, connectors and mounting brackets.

For ATV models without a suitable electronic speedometer a speed sensor is supplied.

Mounting brackets and other components are made to fit individual ATV models.


Most brackets are laser cut from '304' grade stainless steel and covers are provided for some components for protection as needed.

Calibration of the computer and ratios in the CIU are factory set to suit the specific model of ATV.

Diy installation is straightforward and takes about 3-5 hours.

The kit plugs directly into the ATV's existing wiring loom.

The instructions are comprehensive and have plenty of photo's showing each step of the installation.



QuadCruise™